

# INSTRUCTIONS: Gordys Flytrap Fitting®

Patents. NZ 504635, Au 770241

## UV Protected Polycarbonate

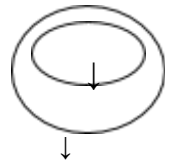
The Bait lasts approx 10 days, the dead flies then become the bait. If after 10 days the weather is cold for 3 to 4 days the trap may stop working, so empty and re-bait.

### DO NOT USE ANYTHING THAT HAS BEEN COOKED FOR BAIT.

Bait [attractant]: Equivalent to 500 grams of liver in 3 litres of water.

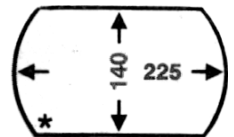
- If using fish offal, place it in the water and replace the fitting
- If using possum, rabbit, or liver, or meat, place under a piece of netting with a stone or weight on it, to keep the bait below the water surface [to prevent the flies from laying their eggs on the bait] replace the fitting. ( If maggots form in the dead flies, spray flies, lift fitting and pour boiling water on the maggots to kill them, or empty and restart.)  
Do not bury live maggots as they will emerge as flies. When maggots form in the trap they give off ammonia which tells flies not to enter.
- Do not stir or agitate the trap once it is operating.

- **10 litre paint pail**, using strong scissors or tin snips, cut about 50% out of the lid leaving 15mm around the top edge for the fitting to rest on. Add bait and water as per instructions above. Place container on a slope to allow rain water to pond and flow over the edge.



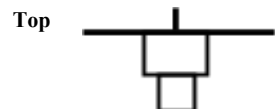
- **Larger container** with a recessed lid, cut a hole in the top as per 10 litre pail, place the fitting over the hole, secure by drilling 3 - 3mm (1/8in) holes at the edge of the fitting, place a flat-head nail in each hole. Add water and attractant as outlined above.

- **Square plastic container** (20 Litre suitable for heavy rain fall area) cut a hole in the side this shape 225mm x 140mm (9in x 5½in). Place hole with fitting uppermost. Add water and attractant as outlined above, secure with tape.



**All containers: When placing the trap in position, put the blade [in the centre of the fitting] uppermost and at 90° to the prevailing wind. When using the 10 litre paint pail or similar with a recessed lid, [in a moderate rainfall area] the rain will top up water lost through evaporation and will therefore require very little servicing as the dead flies become the bait. In very hot weather these traps operate better if shaded during the middle of the day.**

**Supermarket shopping bag**, place the fitting inside the bag, tie a knot in each handle. Put your hand in the bag, and lift fitting to the top of the bag. Adjust the height of the knots by tensioning the bag and the trap is made. Add attractant as outlined above, liver or squid (**no sharp bony offal**) .



**NOTE: ensure you can read the writing on the top of the fitting when it is in place.**

